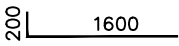
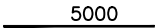

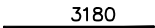
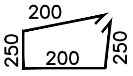
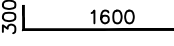
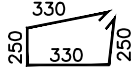
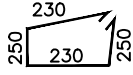
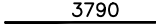
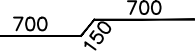


VÝPIS VÝZTUŽE ŽB SLOUPŮ

POL.	Ø	TVAR	DL. (m)	KS	R6	R8	R10	R16	R20	Ø6- -150/150
1	R20		1,80	18					32,4	
2	R20		5,00	122					610,0	
3	R20		4,50	27					121,5	
4	R16		3,18	42				134,0		
5	R6		1,02	156	160,0					
6	R20		1,90	78					148,2	
7	R6		1,28	546	699,0					
8	R6		1,08	39	42,2					
9	R20		3,79	89					337,3	
10	R16		1,55	9				14,0		
					bm	901,2		148,0	1249,4	
					kg	200,0		234,0	3082,0	

OCEL:10 505(R) CELKEM KG=3516